

HP2

Personal Headphone Amplifier

Thank-you for purchasing the PreSonus® HP2 headphone amplifier. Designed for musicians and performers who demand mobility without compromising audio quality, the PreSonus HP2 stereo personal headphone amplifier is a great choice for driving wired in-ear monitors (IEMs), as well as headphones.

We appreciate the support you have shown us through the purchase of this product.

Features:

- 2 XLR (F) Input Connections (via included stereo cable)
- Stereo 1/8" Headphone Connector
- Level and Pan Control
- Battery Life Indication
- Included Power Supply
- Sturdy Belt-Clip
- 5/8" Microphone Stand-Mount Socket

Precautions:



Using this item at high volume levels may cause hearing damage. Adjust volume so that you may hear sufficiently. Ringing in the ears may indicate that volumes levels are adjusted too high.

What's in the Box?

- HP2 Headphone Amplifier
- Stereo Input Cable
- Power Supply
- 3/8" to 5/8" Microphone Stand Adaptor


Front Panel Connections and Controls



1 1/8" Stereo Headphone Output: Tip = Left Signal, Ring = Right Signal, Sleeve = Ground **2 Battery Indicators.** These two LEDs indicate battery health. With a new battery at full power, only the green LED will illuminate. When battery power drops below 7.3V, both the green and red LEDs will illuminate. When 6.5V or less remain, only the red LED will illuminate and the battery should be replaced. *Note: When using the DC power supply, the green LED will always illuminate.* **3 Volume Control.** Adjusts the level of the headphone output. **4 Pan Control.** In Stereo Mode: Adjusts the balance between the left and right channels. In Mono-Mix Mode: Adjusts the volume ratio between the left and right channels. **5 Mode Switch.** In Stereo Mode:

The HP2 outputs the left input to the left headphone, and the right input to the right headphone. In Mono-Mix Mode: Left and right inputs are mixed and output to both headphones. The "pan" control will adjust the volume ratio between the channels.

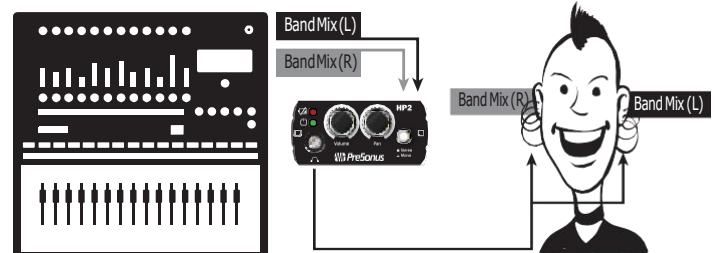
Rear Panel Connections and Controls



1 Power Switch. Switches the HP2 on or off. **2 DC Input Jack.** Allows connection of the DC power supply. When a battery is installed in the unit, it is switched off as soon as the external power supply is connected. When the power supply is removed the unit will again run on battery power. **3 Input Connector.** Allows connection of the 5-pin, mini XLR end of the supplied input cable. The opposite end of the input cable provides two female XLR jacks to connect to a source.

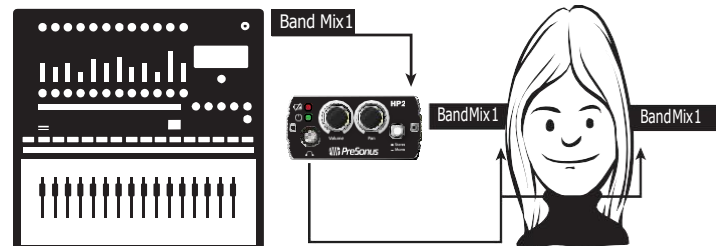
Operation Modes:

Stereo Operation



When connected to a stereo source, engage Stereo Mode. This will send the Left and Right input signals to their corresponding headphone output channels. While Stereo Mode is active, the pan control will adjust the stereo balance.

Mono Operation



When connecting to a mono source, you can connect to either the Left or the Right input. Engage the mono switch and turn

HP2

Personal Headphone Amplifier

随身耳机放大器

Thank-you for purchasing the PreSonus® HP2 headphone amplifier. Designed for musicians and performers who demand mobility without compromising audio quality, the PreSonus HP2 stereo personal headphone amplifier is a great choice for driving wired in-ear monitors (IEMs), as well as headphones.

感谢你购买 PreSonus HP2 耳机放大器。PreSonus HP2 立体声随身耳机放大器是专为有移动需求，而不影响音频质量的音乐家和表演者而设计的，是驱动有线入耳式监听器（IEM）以及耳机的最佳选择。

We appreciate the support you have shown us through the purchase of this product.

我们感谢你通过购买该产品对我们的支持。

Features

- 2 XLR (F) Input Connections (via included stereo cable)
- Stereo 1/8" Headphone Connector
- Level and Pan Control
- Battery Life Indication
- Included Power Supply
- Sturdy Belt-Clip
- 5/8" Microphone Stand-Mount Socket

特点介绍：

- 2个XLR（F）输入接口（通过附带的立体声电缆）。
- 立体声1/8"耳机接口
- 电平和方位控制
- 电池寿命指示
- 附带电源
- 坚固的皮带夹
- 5/8" 麦克风支架安装插座

Precautions

Using this item at high volume levels may cause hearing damage. Adjust volume so that you may hear sufficiently. Ringing in the ears may indicate that volumes levels are adjusted too high.

注意事项：

在高音量下使用本产品，可能导致听力受损。调整音量，使你能充分听到。有耳鸣，表明音量可能调得太高了。

What's in the Box?

- HP2 Headphone Amplifier
- Stereo Input Cable
- Power Supply
- 3/8" to 5/8" Microphone Stand Adaptor

包装中都有什么？

- HP2耳机放大器
- 立体声输入电缆
- 电源供应器
- 3/8"至5/8"麦克风支架适配器

Front Panel Connections and Controls

前面板的连接和控制

① 1/8" Stereo Headphone Output: Tip = Left Signal, Ring = Right Signal, Sleeve = Ground ② Battery Indicators. These two LEDs indicate battery health. With a new battery at full power, only the green LED will illuminate. When battery power

drops below 7.3V, both the green and red LEDs will illuminate. When 6.5V or less remain, only the red LED will illuminate and the battery should be replaced. Note: When using the DC power supply, the green LED will always illuminate. ③ Volume Control. Adjusts the level of the headphone output. ④ Pan Control. In Stereo Mode: Adjusts the balance between the left and right channels. In Mono-Mix Mode: Adjusts the volume ratio between the left and right channels. ⑤ Mode Switch. In Stereo Mode:

1/8" Stereo Headphone Output: Tip=Signal 信号, Ring=右边信号, Sleeve=Ground ② Battery Indicators。这两个LED指示灯显示电池的健康状况。在新电池充满的情况下，LED绿色灯会亮起。当电池电量低于7.3V时，绿色和红色LED灯都会亮起。当6.5V或更低时，只有红色的LED灯会亮起，应该更换电池。注意：当使用直流电源时，绿色的LED灯将始终亮起。③ Volume Control。调整耳机输出的电平。④ Pan Control。在Stereo Mode模式下：调整左、右声道之间的平衡。在Mono-Mix模式下：调整左、右声道之间的音量比例。⑤ Mode Switch。在Stereo Mode 模式下：

The HP2 outputs the left input to the left headphone, and the right input to the right headphone. In Mono-Mix Mode: Left and right inputs are mixed and output to both headphones. The "pan" control will adjust the volume ratio between the channels.

HP2 将左侧输入输出到左侧耳机，右侧输入输出到右侧耳机。在单声道混合模式下：左边和右边的输入被混合并输出到两个耳机。“pan”控制将调整各通道之间的音量比例。

Rear Panel Connections and Controls

① Power Switch. Switches the HP2 on or off. ② DC Input Jack. Allows connection of the DC power supply. When a battery is installed in the unit, it is switched off as soon as the external power supply is connected. When the power supply is removed the unit will again run on battery power. ③ Input Connector. Allows connection of the 5-pin, mini XLR end of the supplied input cable. The opposite end of the input cable provides two female XLR jacks to connect to a source.

后面板连接和控制

① Power Switch。打开或关闭HP2的开关。② DC Input Jack。允许连接直流电源。当电池在设备中安装时，一旦连接外部电源，它就会关闭。当电源被移除时，设备将再次使用电池电源运行。③ Input Connector。允许连接所提供的输入电缆的5-pin，迷你XLR端。输入电缆的另一端提供了两个母头XLR插孔，以连接到一个信号源。

Operation Modes 操作模式：

Stereo Operation 立体声操作

When connected to a stereo source, engage Stereo Mode. This will send the Left and Right input signals to their corresponding headphone output channels. While Stereo Mode is active, the pan control will adjust the stereo balance.

当连接到一个立体声源时，启用 Stereo Mode 立体声模式。这将把左和右的输入信号发送到它们相应的耳机输出通道。当立体声模式被激活时，摇摄控制将调整立体声平衡。

Mono Operation 单声道操作

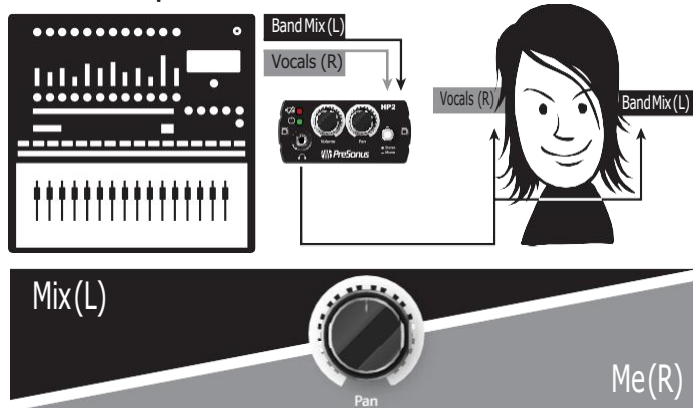
When connecting to a mono source, you can connect to either the Left or the Right input. Engage the mono switch and turn

当连接到一个单声道信号源时，你可以连接到左或右输入。接通单声道开关，将

the pan control all the way to the corresponding side (i.e. if your source is connected to the Left input, turn the pan control all the way to the Left side). This will send the signal equally to both headphone channels.

将摇摄控制转到相应的一侧（例如，如果你的信号源连接到左边的输入，将摇摄控制转到左边的一侧）。这将把信号平均发送到两个耳机通道。

Mono-Mix Operation



Mono Mode can also be used as an easy way to create a custom monitor mix. Connect the overall mono mix of the band to the left input on your HP2, and connect the direct output of your channel to the right. The pan control can now be used to attenuate the level of either the band mix or your own channel by moving it to the right or left in order to achieve the right mix.

Technical Specifications:

Dimensions:	5.25" x 2.875" x 1.25"
Net Weight:	1lbs
Input:	2 XLR Female Connectors
Output:	1/8" Stereo Female Connector
Frequency Response:	30Hz - 20kHz +/- 2dB
Min. Headphone Impedance:	16 Ohms per Side
Input Impedance :	15K Ohms
Nominal Input Level:	0 dBV
Max. Input Level:	+4 dBV
Limit Input Level:	+5 dBm
Max. Output Power @ 20 ohms:	50 mW per Channel
Max. Operating Current:	40 mA
Battery Power:	9-Volt
DC Input Power:	DC 9V (Pin -, Ring +)

PreSonus Limited Warranty:

1. PreSonus Audio Electronics Inc. warrants this product to be free of defects in material and workmanship for a period of one year from the date of original retail purchase.
2. This warranty is enforceable only by the original retail purchaser. To be protected by this warranty, the purchaser should register the product on line at www.presonus.com within 14 days of purchase.
3. For warranty information in all other countries except the USA, please refer to your local distributor.
4. During the warranty period PreSonus shall, at its sole and absolute option, either repair or replace, free of charge, HP2 headphone amps that prove to be defective on inspection by PreSonus or its authorized service representative.

5. A warranty claim is deemed valid if:
 - a. Purchase of the product took place within the last 12 months (or extended period if required by law) and purchased legitimately through a dealer.
 - b. The failure description and/or the visual appearance do not indicate physical abuse by the customer and the factory-applied serial number has not been altered or removed or tampered with in any way.
6. The Limited Warranty does not cover:
 - a. Improper handling or neglect
 - b. Products returned without proof of purchase
 - c. Products where serial number, ID numbers or logos have been tampered with
 - d. Products that have been modified from original design.
 - e. Damages incurred in transit, where the carrier needs to be notified to handle the claim
 - f. Damages incurred by unauthorized repairs
 - g. Physical abuse
 - h. Natural disasters such as fire, flood, lightning, earthquake
 - i. Liquid contamination
 - j. Excessive high or low temperature or humidity
 - k. Inappropriate storage
 - l. Physically damaged connectors
 - m. Connection or operation of the unit in any way that does not comply with the technical or safety regulations applicable in the country where the product is used
 - n. Damages/defects caused by force majeure or any other condition that is beyond the control of PreSonus Audio Electronics
7. To obtain warranty service, the purchaser must first call or write PreSonus at the address and telephone number printed ON THE BOTTOM OF THIS MANUAL to obtain a Return Authorization Number and instructions of where to return the unit for service. All inquiries must be accompanied by a description of the problem.
8. All authorized returns must be sent to the PreSonus repair facility postage prepaid, insured and properly packaged. PreSonus reserves the right to update any unit returned for repair.
9. PreSonus reserves the right to change or improve the design of the product at any time without prior notice. This warranty does not cover claims for damage due to abuse, neglect, alteration, or attempted repair by unauthorized personnel and is limited to failures arising during normal use that are due to defects in material or workmanship in the product. Any implied warranties, including implied warranties of merchantability and fitness for a particular purpose, are limited in duration to the length of this limited warranty. Some states do not allow limitations on how long an implied warranty lasts, so the above limitation may not apply to you. In no event will PreSonus be liable for incidental, consequential, or other damages resulting from the breach of any express or implied warranty, including, among other things, damage to property, damage based on inconvenience or on loss of use of the product, and, to the extent permitted by law, damages for personal injury. Some states do not allow the exclusion of limitation of incidental or consequential damages, so the above limitation or exclusion may not apply to you. This warranty gives you specific legal rights, and you may also have other rights, which vary from state to state. This warranty only applies to products sold and used in the United States of America. For warranty information in all other countries except the USA, please refer to your local distributor.



18011 Grand Bay Court • Baton Rouge, Louisiana 70809 USA
1-225-216-7887 • www.presonus.com

the pan control all the way to the corresponding side (i.e. if your source is connected to the Left input, turn the pan control all the way to the Left side). This will send the signal equally to both headphone channels.

将摇摄控制转到相应的一侧（例如，如果你的信号源连接到左边的输入，将摇摄控制转到左边的一侧）。这将把信号平均发送到两个耳机通道。

Mono-Mix Operation

单声道混音操作

Mono Mode can also be used as an easy way to create a custom monitor mix. Connect the overall mono mix of the band to the left input on your HP2, and connect the direct output of your channel to the right. The pan control can now be used to attenuate the level of either the band mix or your own channel by moving it to the right or left in order to achieve the right mix.

单声道模式也可以作为创建自定义监听混音的一种简单方法。将乐队的整体单声道混音连接到HP2的左侧输入，并将你的通道的直接输出连接到右侧。现在可以使用pan控制，通过向右或向左移动来衰减乐队混音或你自己的通道的电平，以实现正确的混音。

Technical Specifications:

技术规格:

Dimensions 尺寸:	5.25" x 2.875" x 1.25"
Net Weight 净重:	1lbs
Input 输入:	2 XLR Female Connectors
Output 输出:	1/8" Stereo Female Connector
Frequency Response 频率响应:	30Hz - 20kHz +/- 2dB
Min. Headphone Impedance 最小. 耳机阻抗:	16 Ohms per Side
Input Impedance 输入阻抗:	15K Ohms
Nominal Input Level 额定输入阻抗:	0 dBV
Max. Input Level 最大. 输入电平:	+4 dBV
Limit Input Level 极限输入电平:	+5 dBm
Max. Output Power @ 20 ohms 最大. 输出功率:	50 mW per Channel
Max. Operating Current 最大. 工作电流:	40 mA
Battery Power 电池电源:	9-Volt
DC Input Power 直流输入功率:	DC 9V (Pin -, Ring +)

PreSonus Limited Warranty:

- 1.PreSonus Audio Electronics Inc. warrants this product to be free of defects in material and workmanship for a period of one year from the date of original retail purchase.
- 2.This warranty is enforceable only by the original retail purchaser. To be protected by this warranty, the purchaser should register the product on line at www.presonus.com within 14 days of purchase.
- 3.For warranty information in all other countries except the USA, please refer to your local distributor.
- 4.During the warranty period PreSonus shall, at its sole and absolute option, either repair or replace, free of charge, HP2 headphone amps that prove to be defective on inspection by PreSonus or its authorized service representative.

- 1.PreSonus Audio Electronics Inc. 保证本产品自原始零售购买之日起，一年内无材料和工艺上的缺陷。
- 2.本保证书仅由原始零售购买者执行。为了得到本保证的保护，购买者应在购买后14天内在网上注册产品，网址是：
www.presonus.com。
- 3.关于除美国以外的所有其他国家的保修信息，请参考当地经销商。

4.在保修期内，如果PreSonus或其授权的服务代表，检查发现HP2耳机放大器有缺陷，PreSonus将根据其唯一和绝对的选择，免费维修或更换。

5. A warranty claim is deemed valid if:

- a.Purchase of the product took place within the last 12 months (or extended period if required by law) and purchased legitimately through a dealer.
- b.The failure description and/or the visual appearance do not indicate physical abuse by the customer and the factory-applied serial number has not been altered or removed or tampered with in any way.

5. 如果保修索赔被认为是有效的:

- a.在过去12个月内（或法律规定的延长期）购买的产品，并且是通过经销商合法购买的。
- b.故障描述和/或视觉外观显示客户不曾有过外力损坏，而且工厂贴上的序列号，没有被改变或移除或以任何方式篡改过。

6. The Limited Warranty does not cover 有限保修不包括:

- a.Improper handling or neglect
- b.Products returned without proof of purchase
- c.Products where serial number, ID numbers or logos have been tampered with
- d.Products that have been modified from original design.
- e.Damages incurred in transit, where the carrier needs to be notified to handle the claim
- f.Damages incurred by unauthorized repairs
- g.Physical abuse
- h.Natural disasters such as fire, flood, lightning, earthquake
- i.Liquid contamination
- j.Excessive high or low temperature or humidity
- k.Inappropriate storage
- l.Physically damaged connectors
- m.Connection or operation of the unit in any way that does not comply with the technical or safety regulations applicable in the country where the product is used
- n.Damages/defects caused by force majeure or any other condition that is beyond the control of PreSonus Audio Electronics

- a.不当的处理或疏忽
- b.没有购买证明的产品退回
- c.序列号、ID号或标志被篡改的产品
- d.对原设计进行修改的产品。
- e.运输过程中发生的损坏，需要通知承运人处理索赔。
- f.未经授权的维修造成的损坏
- g.外力损坏
- h.自然灾害，如火灾、洪水、雷电、地震等
- i.液体污染
- j.过高或过低的温度或湿度
- k.不适当的储存
- l.连接器的物理损坏
- m.以任何不符合产品使用国适用的技术或安全法规的方式连接或操作本装置
- n.因不可抗力或任何其他超出PreSonus Audio Electronics控制范围的情况而造成的损坏/缺陷。

7. To obtain warranty service, the purchaser must first call or write PreSonus at the address and telephone number printed ON THE BOTTOM OF THIS MANUAL to obtain a Return Authorization Number and instructions of where to return the unit for service. All inquiries must be accompanied by a description of the problem.
- 7.要获得保修服务，购买者必须首先打电话或写信给PreSonus，地址和电话号码印在本手册的底部，以获得一个退货授权号码和说明在哪里返回设备进行维修。所有的询问必须附有问题的描述。

8. All authorized returns must be sent to the PreSonus repair facility postage prepaid, insured and properly packaged. PreSonus reserves the right to update any unit returned for repair.

8.所有授权的退货必须寄给PreSonus的维修机构，并预付邮费、投保和妥善包装。PreSonus保留更新任何返回维修的设备的权利。

9.PreSonus reserves the right to change or improve the design of the product at any time without prior notice. This warranty does not cover claims for damage due to abuse, neglect, alteration, or attempted repair by unauthorized personnel and is limited to failures arising during normal use that are due to defects in material or workmanship in the product. Any implied warranties, including implied warranties of merchantability and fitness for a particular purpose, are limited in duration to the length of this limited warranty. Some states do not allow limitations on how long an implied warranty lasts, so the above limitation may not apply to you. In no event will PreSonus be liable for incidental, consequential, or other damages resulting from the breach of any express or implied warranty, including, among other things, damage to property, damage based on inconvenience or on loss of use of the product, and, to the extent permitted by law, damages for personal injury. Some states do not allow the exclusion of limitation of

incidental or consequential damages, so the above limitation or exclusion may not apply to you. This warranty gives you specific legal rights, and you may also have other rights, which vary from state to state. This warranty only applies to products sold and used in the United States of America. For warranty information in all other countries except the USA, please refer to your local distributor.

9.在任何时候PreSonus 保留改变或改进产品设计的权利，无需事先通知。本保证书不包括因滥用、疏忽、改变或未经授权人员试图修理而造成的损坏产品的索赔，并且仅限于在正常使用期间因产品的材料或工艺缺陷而产生的故障。任何隐含的保证，包括隐含的适销性和特定目的的适用性的保证，在时间上都限于本有限保证的长度。包括对适销性和特定用途的适用性的隐含保证，在时间上仅限于本有限保证的长度。有些州不允许限制隐含保证的持续时间，因此上述限制可能不适用于你。在任何情况下，PreSonus 都不对因违反任何明示或默示保证而造成的意外、后果或其他损害负责，包括，除其他事项外。财产损失、基于不便或产品使用损失的损失，以及在法律允许的范围内，人身伤害的损失。有些州不允许排除限制附带或间接损害，所以上述限制或排除可能不适用于你。本保证给予你特定的法律权利，你也可能有其他权利，这些权利因州而异。本保证只适用于在美国境内销售和使用的产品。关于除美国以外的所有其他国家的保修信息，请咨询当地的经销商。